



Çocuklar, aşağıdaki varlıklardan adı r R sesi ile başlayanların kutucuklarına ✓ işareti koyalım.





Panodaki r R harflerini istediğimiz renklerle boyayalım.





Çocuklar, haydi şimdi de adında r R sesi bulunanların kutucuklarına ✓ işareti koyalım.

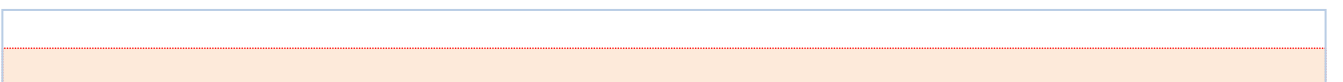
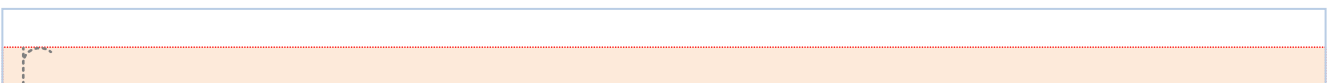
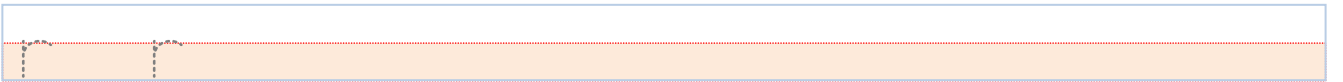
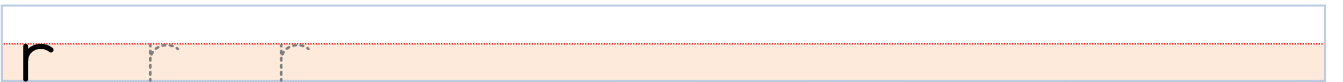
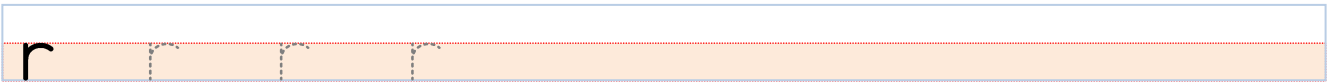
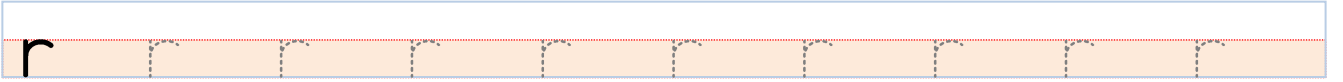
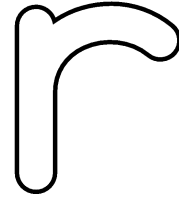
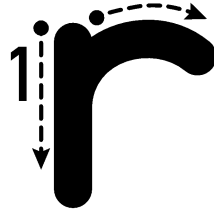



Çocuklar, roketimiz uzaya giderken üzerinde r R yazan balonları da yanında alacak. Üzerinde r R harfi olan balonları kırmızı yuvarlak içine alarak ona yardımcı olalım.





Küçük r harfinin yazılışını inceleyelim. Parmağımızla harflerin üstünden birkaç kez gidelim.

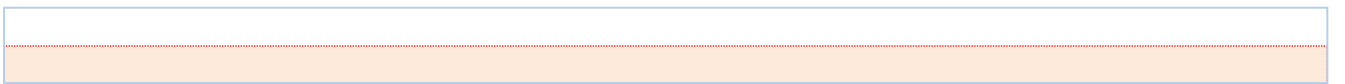
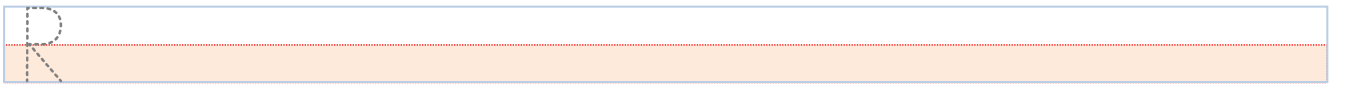
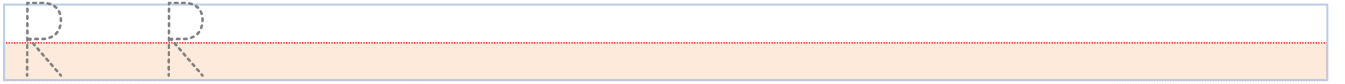
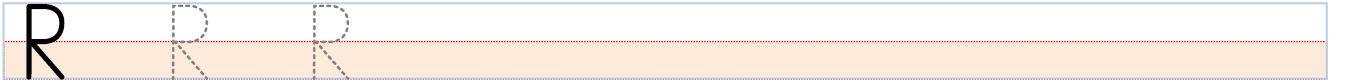
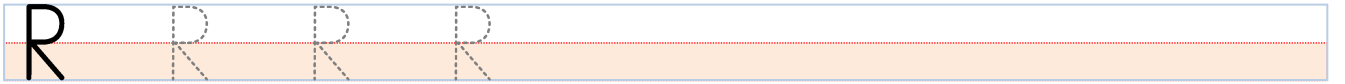
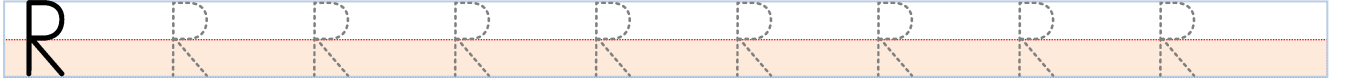
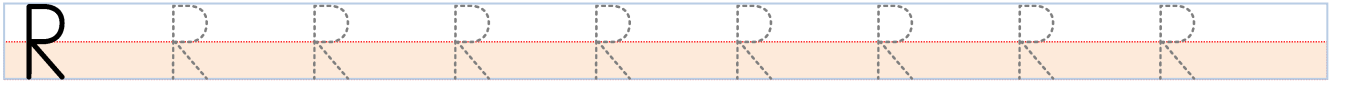







Büyük R harfinin yazılışını inceleyelim. Parmağımızla harflerin üstünden birkaç kez gidelim.

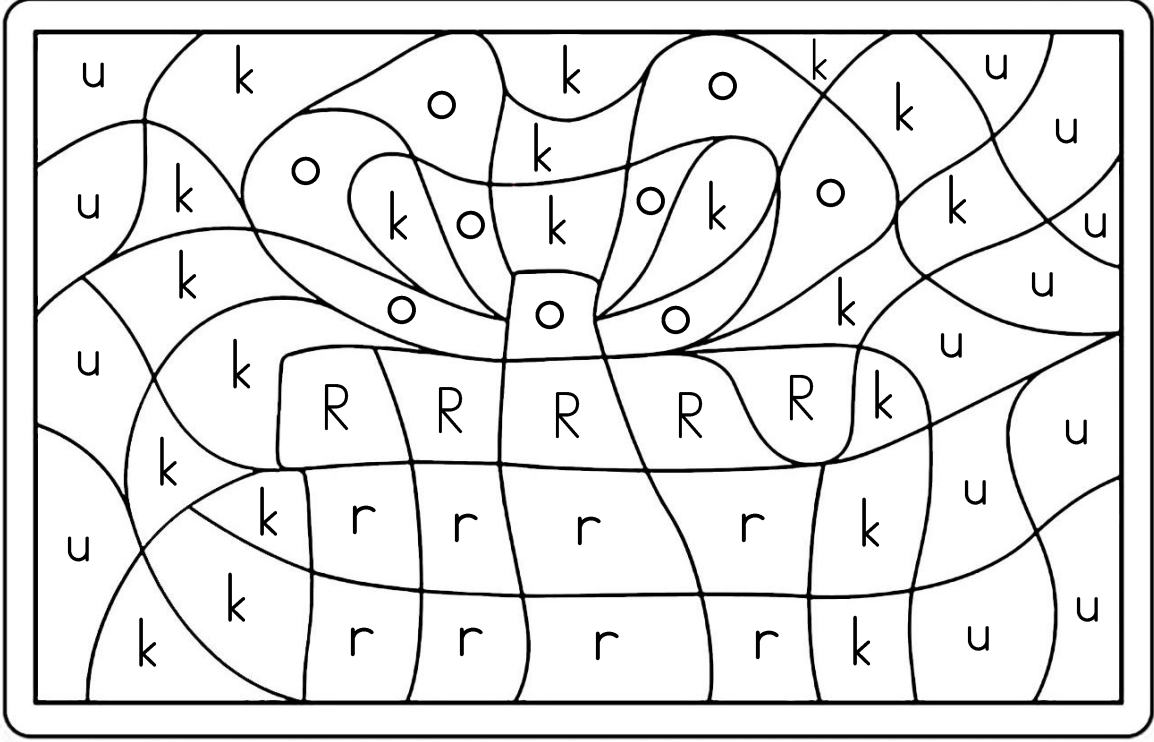


Rafadan Tayfa












Resimdeki harfleri verilen renklere göre boyayınız.



Adında r R sesi olanları boyayalım.





Haydi r R harflerini pekiştirelim.



Sıra sende





r R r R r R r R r R r

r R r R

r R



Görselleri ilk harflerine göre eşleştirelim.



a

e

i

o

u



a r >>

ar ar

e r >>

er er

i r >>

ir ir

o r >>

or or

u r >>

ur ur



a

e

i

o

u

r a >>

ra ra

r e >>

re re

r i >>

ri ri

r o >>

ro ro

r u >>

ru ru

na r
nar

nar nar



ra na
Rana

Rana Rana



Rana annene nar al

li ra
lira

lira lira



e rik
erik

erik erik



erik eli lira.

te r
ter

ter ter



ki r
kir

kir kir



te re
tere

tere tere



Tuna tere kirli.

ka re
kare

kare kare



e ren
Eren

Eren Eren





Kare kutu Eren'in.

ta rak

tarak

tarak tarak



ter lik

terlik

terlik terlik




Tuana terlik ile tarak al.

ka ra

kara

kara kara



ro ket

roket

roket roket





Kara roketi tut.

ko ro

koro


koro koro



ku rak

kurak

kurak kurak



Utku'nun alanı kurak.


lit re

litre

litre litre



İki litre tutkal al.



Heceleri oku, birleştir alttaki bölüme yaz.

a ra
ara



i ri

ar ka

or ta

ta ra



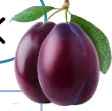
ka ra

er kek

er ken



e rik



ku ra

kor ku

ku rak

ter lik



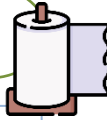
or tak

o tur

o lur

o kur

ru lo



ko ro

ne re

ka re

ke re

lit re

ra ket



OKU – YAZ – EŞLEŞTİR

Erkan iki kere oku.

Erkan iki kere oku

O, Ankara treni.

Nur, tarak ile tara.

Eren on kere turla.

Ertan ile ortak ol.


Kara Tekir korktu.

Nurten, Rana nereli?

Nuran ninene erik, nar al.

Taner, iri raketleri tut.





Metni okuyalım. Yanlırsız her okuma için bir yıldız boyayalım. Metni altta verilen alana yazalım.



kurt



Sıra sende

KORKTU

Kara Tekir korktu.
Tekir kurttan korktu.
Turla Tekir turla.
İki kere turla.



Tekir korktu.





Görsellerin adlarını örnekteki gibi yazalım.



raket



raketler



İlk Okuma Yazma ile ilgili tüm etkinlikler,

- Duvar / Pano harfleri
- İnteraktif defter çalışmaları,
- Harf fasikülleri (anetîl, okur...)
- Harflerle ilgili metinler (t harfinden itibaren)
- Harfle ilgili boyama çalışması
- Görsel Dikteler (i harfinden itibaren)

1. sınıf Matematik ile ilgili etkinlikler,

- Nesnelerin geometrisi
- Eş nesneler
- 0–9 rakamlar (22 sayfa)
- 10–20 sayılar
- Onluk–birlik kavramı
- Sıra sayıları

Lütfen Tıklayınız.



<https://www.mebders.com/profile.php?uid=14365>